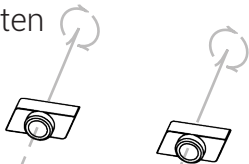



Position T-Nuts in
T-Track and tighten

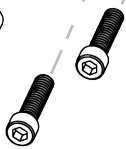
T-Nuts



Handle
Spacer



0.750in. Split
Ring



1/4-20 x 0.750
Screws (x3)


1/4-20 Handle

O

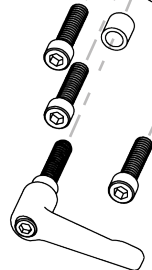
R

Position T-Nuts in
T-Track and tighten

T-Nuts



Handle Spacer



0.750in. Split
Ring



1/4-20 x 0.875in.
Screws (x5)

1/4-20 Handle

CONTACT

P. 416.646.4361

F. 416.646.4358

www.ideasfil.com

16 Malley Road
Scarborough, Ontario
M1L 2E2

T-Track Direct Mount Socket



Part # 8115

*only use mounting plates on the devices which they
are designated for